

AGRIMATE ARECANUT
AM-4000-ATC-H
AM-4000-ATC-HS
HARVESTER CUM SPRAYER



OPERATION AND MAINTENANCE MANUAL


BEFORE OPERATING THIS MACHINE, PLEASE READ THESE INSTRUCTIONS CAREFULLY

DISCLAIMER : DUE TO CONSTANT UPGRADATION, FEATURES AND SPECIFICATIONS ARE SUBJECT TO CHANGE WITHOUT NOTICE

MACHINE FEATURES

- Machine structure is made up of stainless steel which is strong and rust proof.
- A single machine is capable doing two operations by replacing the attachments.(Spraying and Harvesting)
- Machine is easy to operate as well as for maintenance.
- Machine operates with the help of petrol engine.
- It can climb up to 80-90 feet and can carry 2 areca bunches.


MACHINE OVERVIEW



HOW TO OPERATE

STEP-1 : Before attaching the machine to the areca tree make sure all the bolt and nut are tight and check for the fuel level also check for lubrication.

STEP-2 : Attach the machine to the tree and release the guide roller so that machine holds on to the tree.



ROLLER BEFORE LOCKING



RELEASING ROLLER




ROLLER AFTER LOCKING

STEP-3 : Put the safety lock.



BEFORE SAFETY LOCK




AFTER SAFETY LOCK

STEP-4 : Attach the reaper or sprayer corresponding to the operation.

STEP-5 : Start the engine.

STEP-6 : Attach the cable and rope hook to brake lever.



STARTING THE ENGINE




ATTACHING CABLE AND ROPE TO BRAKE LEVER

STEP-7 : how to run and brake. By pulling the cable downwards will release the brake and machine climbs the tree.



ACCELERATING THE MACHINE


STEP-8 : Removing machine from the tree. Operate as shown below so that machine gets unlocked and then remove from the tree.



REMOVING MACHINE FROM TREE


HARVESTER PART LIST

A




S N	Part Number	Description
1	AM-4000-ATC-H-A01	Main Structure
2	AM-4000-ATC-H-A02	Upper Safety guard
3	AM-4000-ATC-H-A03	Lower Safety guard
4	AM-4000-ATC-H-A04	Shock absorber mounting upper
5	AM-4000-ATC-H-A05	Blade cable or sprayer attachment point
6	AM-4000-ATC-H-A06	Brake cable holder support
7	AM-4000-ATC-H-A07	Guide roller lever mounting
8	AM-4000-ATC-H-A08	shock absorber mounting lower
9	AM-4000-ATC-H-A09	Guide roller lever

B




S.N.	Part Number	Description
1	AM-4000-ATC-H-B01	Engine with Gear Box
2	AM-4000-ATC-H-B02	shock absorber
3	AM-4000-ATC-H-B03	Guide roller
4	AM-4000-ATC-H-B04	Wheel Shaft
5	AM-4000-ATC-H-B05	Wheel Hub
6	AM-4000-ATC-H-B06	Tire
7	AM-4000-ATC-H-B07	Wheel Bearing
8	AM-4000-ATC-H-B08	Kill Switch cable
9	AM-4000-ATC-H-B09	Rope
10	AM-4000-ATC-H-B10	Brake cable
11	AM-4000-ATC-H-B11	Kill Switch

C




S.N.	Part Number	Description
1	AM-4000-ATC-H-C01	Brake return spring
2	AM-4000-ATC-H-C02	Blade reatiner spring
3	AM-4000-ATC-H-C03	Acceleator tension spring
4	AM-4000-ATC-H-C04	cable holder and flange
5	AM-4000-ATC-H-C05	cable adjuster
6	AM-4000-ATC-H-C06	cable stopper
7	AM-4000-ATC-H-C07	safety lock
8	AM-4000-ATC-H-C08	Rope cable ring
9	AM-4000-ATC-H-C09	Brake Shoe
10	AM-4000-ATC-H-C10	Brake lever
11	AM-4000-ATC-H-C11	Cable flange
12	AM-4000-ATC-H-C12	Brake Shoe Bolt

D



S.N.	Part Number	Description
1	AM-4000-ATC-H-D01	Chain
2	AM-4000-ATC-H-D02	Sprocket
3	AM-4000-ATC-H-D03	Guide bearing
4	AM-4000-ATC-H-D04	spacer for guide bearing
5	AM-4000-ATC-H-D05	Brake lever bolt with nylon lock nut
6	AM-4000-ATC-H-D06	Blade spring Retainer bolt with nylon lock nut
7	AM-4000-ATC-H-D07	Wheel bearing bolt lower with nylon lock nut
8	AM-4000-ATC-H-D08	Wheel bearing bolt upper with nylon lock nut
9	AM-4000-ATC-H-D09	Guide roller lever bolt lower with nylon lock nut with washer
10	AM-4000-ATC-H-D11	Shock absorber bolt lower with nylon lock nut with washer
11	AM-4000-ATC-H-D12	Shock absorber bolt upper with nylon lock nut with washer

SPRAYER PART LIST



S.N.	Part Number	Description
1	AM-4000-ATC-HS01	Sprayer frame
2	AM-4000-ATC-HS02	Motor for left right movement
3	AM-4000-ATC-HS03	Motor for up down movement
4	AM-4000-ATC-HS04	Remote
5	AM-4000-ATC-HS05	cable
6	AM-4000-ATC-HS06	Lock bolt
7	AM-4000-ATC-HS07	Lock cable
8	AM-4000-ATC-HS08	cable stopper
9	AM-4000-ATC-HS09	charger

SAFETY MEASURES

1. Before using the machine make sure all the bolts and nuts are properly tightened.
2. Make sure the machine parts are properly lubricated.
3. Make sure the fuel level is proper and air filter is clean.
4. Put the safety lock before starting the engine.
5. Don't put other weights on to the machine except attachments like sprayer and blade.
6. When the machine gets stuck in between the operation
 - i. Stop the engine by pressing the kill switch.
 - ii. Then pull out the rope, cable ring from the accelerator hook.
 - iii. Pull the machine down wards.

CAUTIONS

1. Tight all the bolts and nuts.
2. Lubricate the bearings and chain.
3. Clean the air filter regularly.
4. Use the petrol with the oil.
5. Operate the machine with the safety lock.

Don't climb the tree using the machine

(Company or the dealers won't be responsible for any accidents)

WARRANTY CARD

CUSTOMER COPY



Purchaser's Name & Address

Date of Delivery

Product Name

AGRIMATE ARECANUT - AM-4000-ATC-H AM-4000-ATC-HS
HARVESTER CUM SPRAYER

Dealer's Office Seal

Product Serial No.

Dealer Sign _____

Customer Sign. _____

Invoice / DN No.

I/We accept the terms and conditions of Warranty as in the Warranty Card.

WARRANTY CARD

DEALER'S COPY



Purchaser's Name & Address

Date of Delivery

Product Name

AGRIMATE ARECANUT - AM-4000-ATC-H AM-4000-ATC-HS
HARVESTER CUM SPRAYER

Dealer's Office Seal

Product Serial No.

Dealer Sign _____

Customer Sign. _____

Invoice / DN No.

I/We accept the terms and conditions of Warranty as in the Warranty Card.

WARRANTY CARD

COMPANY COPY



Purchaser's Name & Address

Date of Delivery

Product Name

AGRIMATE ARECANUT - AM-4000-ATC-H AM-4000-ATC-HS
HARVESTER CUM SPRAYER

Dealer's Office Seal

Product Serial No.

Dealer Sign _____

Customer Sign. _____

Invoice / DN No.

I/We accept the terms and conditions of Warranty as in the Warranty Card.

1. **LIMITED WARRANTY PERIOD** : For a period of six months from the date of Sale / delivery of the product which ever is earlier. 2. **LIMITED WARRANTY OBLIGATION** : Replacement of defective part(s) by authorized dealer are free of charges. If found defective by reasons of defective material / poor workmanship, parts will be replaced and there will be no value re-imbursalment. 3. **TERMS & CONDITIONS** : a. Claims under warranty will be accepted on submission of Warranty Card duly filled and stamped by authorized dealer together with the original purchase document. : b. Shipping / transportation / Incidental charges incurred in replacing defective parts under warranty shall be borne by the purchaser.

WARRANTY null & void if

- (i) Lack of maintenance, (ii) Incorrect use of the machine or tampering, (iii) Use of non-genuine spare parts, (iv) Usage of acids, solvents, or any flammable materials, (v) Non-usage of filter water / clear water / soft water & using water above 40°C temperature, (vi) While using the pressure washers to draw water which is contaminated with dust & solvents (eg. paint thinners, gasoline, oil, etc.), (vii) Repair done by unauthorized service people, (viii) Those parts subject to wear & tear due to normal operations and plastic parts, rubber items etc, (ix) Loose connections, faulty electrical fixtures & fluctuations in power supply.
4. Should any failure occur during or after the warranty period, customer does not have the right to interrupt payment / price discount.
 5. Incidental or consequential damages like inconvenience commercial loss, loss of tie, mental agony etc.
 6. Loss of any nature due to operation or non-operation is not covered under warranty.
 7. All free service are at Dealer's service point only.
 8. Warranty ceases if service is not done periodically.
 9. The attached card should be completed and returned to Ratnagiri Impex Pvt. Ltd. for registration immediately after sale / delivery.
 10. The warranty is void unless you register the warranty card with Ratnagiri Impex Pvt. Ltd.
 11. The decision of Ratnagiri Impex Pvt. Ltd., in settling the warranty is final in all respects.
 12. All disputes are subject to Bangalore Courts Jurisdiction

1. **LIMITED WARRANTY PERIOD** : For a period of six months from the date of Sale / delivery of the product which ever is earlier. 2. **LIMITED WARRANTY OBLIGATION** : Replacement of defective part(s) by authorized dealer are free of charges. If found defective by reasons of defective material / poor workmanship, parts will be replaced and there will be no value re-imbursalment. 3. **TERMS & CONDITIONS** : a. Claims under warranty will be accepted on submission of Warranty Card duly filled and stamped by authorized dealer together with the original purchase document. : b. Shipping / transportation / Incidental charges incurred in replacing defective parts under warranty shall be borne by the purchaser.

WARRANTY null & void if

- (i) Lack of maintenance, (ii) Incorrect use of the machine or tampering, (iii) Use of non-genuine spare parts, (iv) Usage of acids, solvents, or any flammable materials, (v) Non-usage of filter water / clear water / soft water & using water above 40°C temperature, (vi) While using the pressure washers to draw water which is contaminated with dust & solvents (eg. paint thinners, gasoline, oil, etc.), (vii) Repair done by unauthorized service people, (viii) Those parts subject to wear & tear due to normal operations and plastic parts, rubber items etc, (ix) Loose connections, faulty electrical fixtures & fluctuations in power supply.
4. Should any failure occur during or after the warranty period, customer does not have the right to interrupt payment / price discount.
 5. Incidental or consequential damages like inconvenience commercial loss, loss of tie, mental agony etc.
 6. Loss of any nature due to operation or non-operation is not covered under warranty.
 7. All free service are at Dealer's service point only.
 8. Warranty ceases if service is not done periodically.
 9. The attached card should be completed and returned to Ratnagiri Impex Pvt. Ltd. for registration immediately after sale / delivery.
 10. The warranty is void unless you register the warranty card with Ratnagiri Impex Pvt. Ltd.
 11. The decision of Ratnagiri Impex Pvt. Ltd., in settling the warranty is final in all respects.
 12. All disputes are subject to Bangalore Courts Jurisdiction

1. **LIMITED WARRANTY PERIOD** : For a period of six months from the date of Sale / delivery of the product which ever is earlier. 2. **LIMITED WARRANTY OBLIGATION** : Replacement of defective part(s) by authorized dealer are free of charges. If found defective by reasons of defective material / poor workmanship, parts will be replaced and there will be no value re-imbursalment. 3. **TERMS & CONDITIONS** : a. Claims under warranty will be accepted on submission of Warranty Card duly filled and stamped by authorized dealer together with the original purchase document. : b. Shipping / transportation / Incidental charges incurred in replacing defective parts under warranty shall be borne by the purchaser.

WARRANTY null & void if

- (i) Lack of maintenance, (ii) Incorrect use of the machine or tampering, (iii) Use of non-genuine spare parts, (iv) Usage of acids, solvents, or any flammable materials, (v) Non-usage of filter water / clear water / soft water & using water above 40°C temperature, (vi) While using the pressure washers to draw water which is contaminated with dust & solvents (eg. paint thinners, gasoline, oil, etc.), (vii) Repair done by unauthorized service people, (viii) Those parts subject to wear & tear due to normal operations and plastic parts, rubber items etc, (ix) Loose connections, faulty electrical fixtures & fluctuations in power supply.
4. Should any failure occur during or after the warranty period, customer does not have the right to interrupt payment / price discount.
 5. Incidental or consequential damages like inconvenience commercial loss, loss of tie, mental agony etc.
 6. Loss of any nature due to operation or non-operation is not covered under warranty.
 7. All free service are at Dealer's service point only.
 8. Warranty ceases if service is not done periodically.
 9. The attached card should be completed and returned to Ratnagiri Impex Pvt. Ltd. for registration immediately after sale / delivery.
 10. The warranty is void unless you register the warranty card with Ratnagiri Impex Pvt. Ltd.
 11. The decision of Ratnagiri Impex Pvt. Ltd., in settling the warranty is final in all respects.
 12. All disputes are subject to Bangalore Courts Jurisdiction



ratnagiri impex
BRIDGING THE FUTURE TODAY

1ST FREE SERVICE COUPON

ISO 9001-2015
CERTIFIED COMPANY

FREE SERVICE COUPON (30 Days / 30 hrs (Which ever is earlier))

Model
AGRIMATE ARECANUT - AM-4000-ATC-H AM-4000-ATC-HS Harvester Cum Sprayer

PDI Date

Serial Number

Service No.

Purchase bill no. Date

Dealer's Office Seal

Dealer Signature.....

Customer Signature.....

Conditions: Operations listed have been performed to my entire satisfaction without any labour charges. Only consumables were charged.



agriculture | horticulture | sericulture | plantations | forestry | garden | health care

WARRANTY AND FREE SERVICE COUPON



ratnagiri impex
BRIDGING THE FUTURE TODAY

2ND FREE SERVICE COUPON

ISO 9001-2015
CERTIFIED COMPANY

FREE SERVICE COUPON (60 Days / 60 hrs (Which ever is earlier))

Model
AGRIMATE ARECANUT - AM-4000-ATC-H AM-4000-ATC-HS Harvester Cum Sprayer

PDI Date

Serial Number

Service No.

Purchase bill no. Date

Dealer's Office Seal

Dealer Signature.....

Customer Signature.....

Conditions: Operations listed have been performed to my entire satisfaction without any labour charges. Only consumables were charged.



agriculture | horticulture | sericulture | plantations | forestry | garden | health care

WARRANTY AND FREE SERVICE COUPON



ratnagiri impex
BRIDGING THE FUTURE TODAY

3RD FREE SERVICE COUPON

ISO 9001-2015
CERTIFIED COMPANY

FREE SERVICE COUPON (90 Days / 120 hrs (Which ever is earlier))

Model
AGRIMATE ARECANUT - AM-4000-ATC-H AM-4000-ATC-HS Harvester Cum Sprayer

PDI Date

Serial Number

Service No.

Purchase bill no. Date

Dealer's Office Seal

Dealer Signature.....

Customer Signature.....

Conditions: Operations listed have been performed to my entire satisfaction without any labour charges. Only consumables were charged.



agriculture | horticulture | sericulture | plantations | forestry | garden | health care

WARRANTY AND FREE SERVICE COUPON



Small Maintenance. Big Savings.



Small Maintenance. Big Savings.




Small Maintenance. Big Savings.

Do's & Don'ts

- Always read the instruction manual supplied along with the equipments and understand the correct installation and operating procedures before attempting to use the equipments.
- It is important to use the personal protection equipments such as head helmet with visor, ear defenders, goggles, safety gloves, cut resistant shoes, trousers and jackets while operating potentially dangerous machines.
- Avoid untrained persons using the equipments. Children must not be allowed to handle these equipments.
- Always use genuine spares and accessories in repairs and usage to derive maximum life of the equipments and better working results
- Always keep the equipments in good working condition to minimise downtime as to reduce the pollution and save the environment.
- Do not use the machine within range of persons unless they wear protective clothing or keep them away.
- Do not operate the machine when fatigued or under the influence of alcohol or drugs.
- For more query kindly contact for our Service Center / Dealer / franchisee

Agrimate Army For Pest Control

ANY WHERE - ANY TIME - ANY CROP




AGRIMATE[®]
Maximum Power - Super Economy

MANUFACTURED & DISTRIBUTED BY:
RATNAGIRI IMPEX PVT., LTD.,
Annapurna House, #1/1G, 7th Cross, New Guddadahalli
Mysore Road, Bangalore - 560 026
Tollfree No.: 1800-425-3036
Email: info@ratnagiriimpex.com



Marketed by:
 **ratnagiri impex**[®]
BRINGING YOU THE FUTURE... NOW

www.ratnagiriimpex.com

AN ISO 9001:2015 CERTIFIED COMPANY