

User Manual


AGRIMATE[®]
Maximum Power - Super Economy

AM-16PP-Pro Knapsack Sprayer



IS: 3906



CM/L 8548088

DISCLAIMER: DUE TO CONSTANT UPGRADATION, FEATURES AND SPECIFICATIONS ARE SUBJECT TO CHANGE WITHOUT NOTICE



**BEFORE OPERATING THIS MACHINE,
PLEASE READ THESE INSTRUCTIONS CAREFULLY**

CHECK YOUR SPRAYER

- When barrel does not move, Gently hammer on the barrel cap or press it once inside by hand
- When no pressure is built in 10-12 strokes. Check weather liquid is finished or remove handle check pressure chamber from piston SK9/11 & SK9/12 & brass ball(valve) in are free movement if necessary replace them.
- When pressure is built up but spray is not proper open nozzle from top & clean it. If it is NTM nozzle adjust the spray as per your requirement
- If there is leakage from Trigger, nozzle, joints of fitting is found loose. Tight all nuts if found loose clean or replace rubber washer if necessary.
- Spare Parts guidance: locate the spare parts from the catalogue required in the pump or take to your nearest dealer.

HOW TO OPERATE

- Assembly of the sprayer as shown in figure printed on the Box
- Ensure that all the joints and threads are tight and in working order
- Connect the discharge line with the sprayer by means of screw type coupling.
- Fill the tank with liquid agro chemicals and replace the cap tightly
- Mount the sprayer on the back either from its front or back side with the help of adjustable straps depending upon right or left handed operation
- Use the sprayer by operating the handle with one hand hold the lance in the other hand and start spraying
- The split design of components and directions of use is printed on the Box

CALIBRATION

- Calibration of sprayer as per IS: 1429:1985

SAFETY PRECAUTIONS

- Keep the sprayer away from heat.
- Do not use if tank is found leakage
- In the extent of chocking the nozzle or any other part of equipment, proper tools should be used, it is dangerous to suck or blow air with mouth or correct it.

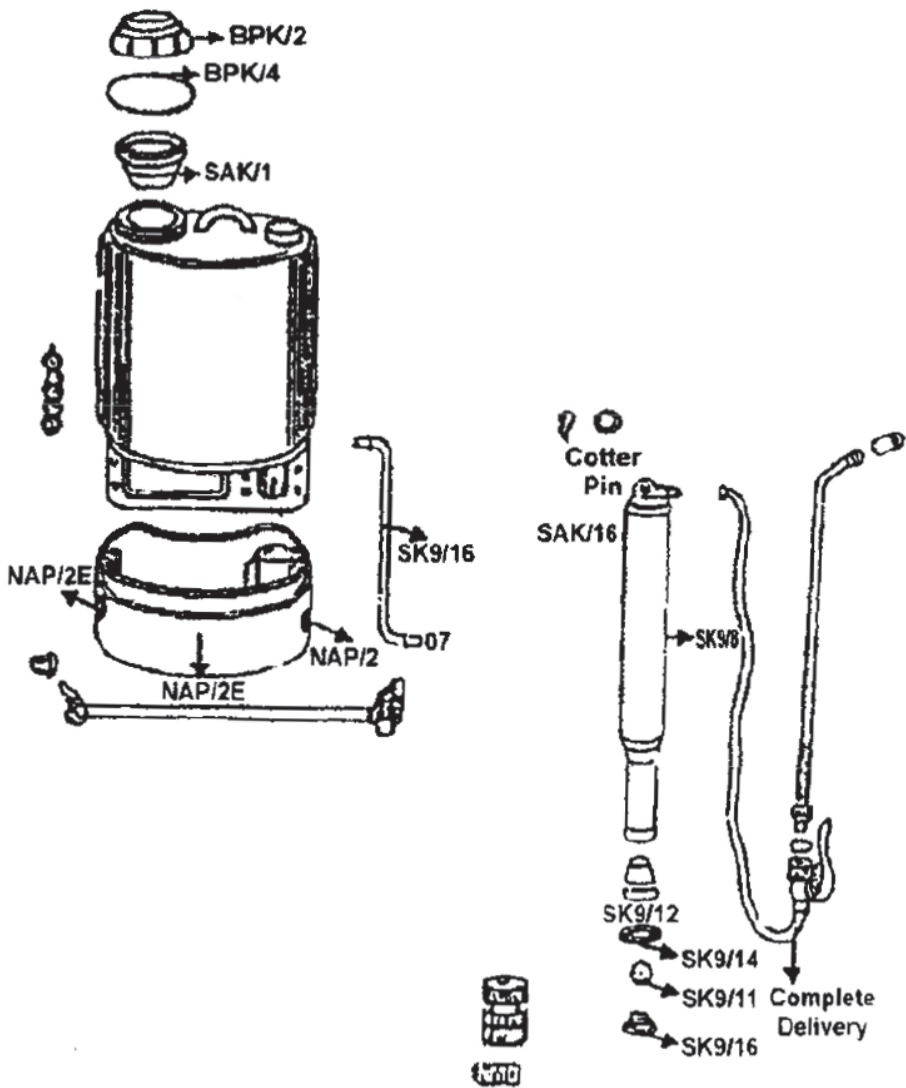
TECHNICAL SPECIFICATIONS

Model	Knapsack Sprayer
Model No.	AM-16PP-Pro
Type of Sprayer	Piston Type
Tank Capacity	16Ltrs.
Filling Hole Dia	95mm
Working pressure	1kg/Sq.cm
Discharge/Min	500ml/min (minimum)
Volumetric Efficiency	85% min (minimum)
Cut off Device	Trigger Type (With Lock) 'A' Type
Delivery Hose Length	1.1Mtr
Spray Lance Length	560mm (minimum) 'B' Type
Hydraulic Spray Nozzle	Hollow cone type
Speed of Pump	16 cycles/Min. (Approximately)
Choice of Operation	Both hand operated

NOZZLE DISCHARGE SUPPLIED AS PER BUYER'S CHOICE

- Strainer in clutch is a optional item therefore is not provided
- Lance nozzle cut off devices are sold along with sprayer "BIS" marked therefore not separately marked
- Back Rest cushion and strap cushion are optional items supplied in buyer's choice
- Standard parts & material used as per clause 4.1 of (IS: 3906: 1995)

DIAGRAM OF AM-16PP-PRO



AM-16PP-PRO PART LIST

BPK/2	Tank Cap Big
SAK/1	Filter Net
NAP/T	Tank
NAP/2	Skirt
NAP2/E	Skirt Bush
SK9/16 'Z'	Rod
SK9/8	Pressure Chamber
SK9/12	Shikar Washer
SK9/14	Piston Plate
SK9/11 S.S	Ball
SK9/10	Pressure Chamber Brass

INSPECTION & MAINTENANCE

For safety use, make sure the machine is cleaned every three-months. Before working, make sure to inspect the filter and the nozzle, and ensure there is no impurity. After working, make sure there is no water in the pump and the hose.

If the machine needs to be repaired in the guarantee period, please return the machine to the shop. You need to provide the certificate of purchase in order to repair or get the substitute.

Before Packing, the machine should be cleaned, then use closed packaging, packaging should be firm. Store the machine in dry place.

For transportation safety. The machine should comply with ISTA.



Meaning of crossed - out wheeled dustbin:

Do not dispose of electrical machines as unsorted municipal waste, use separate collection facilities.

If electrical machines are disposed of in landfills or dumps, hazardous substances can leak into the groundwater and get into the food chain, damaging your health and well-being.

When replacing old machines with new ones, the retailer is legally obligated to take back your old machine for disposals at least free of charge.

Warranty Card

CUSTOMER COPY



Date _____

Purchaser's Name & Address

Product Name

AM-16PP-Pro Knapsack Sprayer

Product Serial No.

Invoice / DN No.

Date of Delivery

Dealer's Office Seal

Dealer Sign _____

Customer Sign. _____

I/We accept the terms and conditions of Warranty as in the Warranty Card.

Warranty Card

DEALER'S COPY



Date _____

Purchaser's Name & Address

Product Name

AM-16PP-Pro Knapsack Sprayer

Product Serial No.

Invoice / DN No.

Date of Delivery

Dealer's Office Seal

Dealer Sign _____

Customer Sign. _____

I/We accept the terms and conditions of Warranty as in the Warranty Card.

Warranty Card

COMPANY COPY



Date _____

Purchaser's Name & Address

Product Name

AM-16PP-Pro Knapsack Sprayer

Product Serial No.

Invoice / DN No.

Date of Delivery

Dealer's Office Seal

Dealer Sign _____

Customer Sign. _____

I/We accept the terms and conditions of Warranty as in the Warranty Card.

1. **LIMITED WARRANTY PERIOD** : For a period of six months from the date of Sale / delivery of the product which ever is earlier. 2. **LIMITED WARRANTY OBLIGATION** : Replacement of defective part(s) by authorized dealer are free of charges. If found defective by reasons of defective material / poor workmanship, parts will be replaced and there will be no value re-imbursalment. 3. **TERMS & CONDITIONS** : a. Claims under warranty will be accepted on submission of Warranty Card duly filled and stamped by authorized dealer together with the original purchase document. : b. Shipping / transportation / Incidental charges incurred in replacing defective parts under warranty shall be borne by the purchaser.

WARRANTY null & void if

- (i) Lack of maintenance, (ii) Incorrect use of the machine or tampering, (iii) Use of non-genuine spare parts, (iv) Usage of acids, solvents, or any flammable materials, (v) Non-usage of filter water / clear water / soft water & using water above 40°C temperature, (vi) While using the pressure washers to draw water which is contaminated with dust & solvents (eg. paint thinners, gasoline, oil, etc.), (vii) Repair done by unauthorized service people, (viii) Those parts subject to wear & tear due to normal operations and plastic parts, rubber items etc, (ix) Loose connections, faulty electrical fixtures & fluctuations in power supply.
4. Should any failure occur during or after the warranty period, customer does not have the right to interrupt payment / price discount.
5. Incidental or consequential damages like inconvenience commercial loss, loss of tie, mental agony etc.
6. Loss of any nature due to operation or non-operation is not covered under warranty.
7. All free service are at Dealer's service point only.
8. Warranty ceases if service is not done periodically.
9. The attached card should be completed and returned to Ratnagiri Impex Pvt. Ltd. for registration immediately after sale / delivery.
10. The warranty is void unless you register the warranty card with Ratnagiri Impex Pvt. Ltd.
11. The decision of Ratnagiri Impex Pvt. Ltd., in settling the warranty is final in all respects.
12. All disputes are subject to Bangalore Courts Jurisdiction

1. **LIMITED WARRANTY PERIOD** : For a period of six months from the date of Sale / delivery of the product which ever is earlier. 2. **LIMITED WARRANTY OBLIGATION** : Replacement of defective part(s) by authorized dealer are free of charges. If found defective by reasons of defective material / poor workmanship, parts will be replaced and there will be no value re-imbursalment. 3. **TERMS & CONDITIONS** : a. Claims under warranty will be accepted on submission of Warranty Card duly filled and stamped by authorized dealer together with the original purchase document. : b. Shipping / transportation / Incidental charges incurred in replacing defective parts under warranty shall be borne by the purchaser.

WARRANTY null & void if

- (i) Lack of maintenance, (ii) Incorrect use of the machine or tampering, (iii) Use of non-genuine spare parts, (iv) Usage of acids, solvents, or any flammable materials, (v) Non-usage of filter water / clear water / soft water & using water above 40°C temperature, (vi) While using the pressure washers to draw water which is contaminated with dust & solvents (eg. paint thinners, gasoline, oil, etc.), (vii) Repair done by unauthorized service people, (viii) Those parts subject to wear & tear due to normal operations and plastic parts, rubber items etc, (ix) Loose connections, faulty electrical fixtures & fluctuations in power supply.
4. Should any failure occur during or after the warranty period, customer does not have the right to interrupt payment / price discount.
5. Incidental or consequential damages like inconvenience commercial loss, loss of tie, mental agony etc.
6. Loss of any nature due to operation or non-operation is not covered under warranty.
7. All free service are at Dealer's service point only.
8. Warranty ceases if service is not done periodically.
9. The attached card should be completed and returned to Ratnagiri Impex Pvt. Ltd. for registration immediately after sale / delivery.
10. The warranty is void unless you register the warranty card with Ratnagiri Impex Pvt. Ltd.
11. The decision of Ratnagiri Impex Pvt. Ltd., in settling the warranty is final in all respects.
12. All disputes are subject to Bangalore Courts Jurisdiction

1. **LIMITED WARRANTY PERIOD** : For a period of six months from the date of Sale / delivery of the product which ever is earlier. 2. **LIMITED WARRANTY OBLIGATION** : Replacement of defective part(s) by authorized dealer are free of charges. If found defective by reasons of defective material / poor workmanship, parts will be replaced and there will be no value re-imbursalment. 3. **TERMS & CONDITIONS** : a. Claims under warranty will be accepted on submission of Warranty Card duly filled and stamped by authorized dealer together with the original purchase document. : b. Shipping / transportation / Incidental charges incurred in replacing defective parts under warranty shall be borne by the purchaser.

WARRANTY null & void if

- (i) Lack of maintenance, (ii) Incorrect use of the machine or tampering, (iii) Use of non-genuine spare parts, (iv) Usage of acids, solvents, or any flammable materials, (v) Non-usage of filter water / clear water / soft water & using water above 40°C temperature, (vi) While using the pressure washers to draw water which is contaminated with dust & solvents (eg. paint thinners, gasoline, oil, etc.), (vii) Repair done by unauthorized service people, (viii) Those parts subject to wear & tear due to normal operations and plastic parts, rubber items etc, (ix) Loose connections, faulty electrical fixtures & fluctuations in power supply.
4. Should any failure occur during or after the warranty period, customer does not have the right to interrupt payment / price discount.
5. Incidental or consequential damages like inconvenience commercial loss, loss of tie, mental agony etc.
6. Loss of any nature due to operation or non-operation is not covered under warranty.
7. All free service are at Dealer's service point only.
8. Warranty ceases if service is not done periodically.
9. The attached card should be completed and returned to Ratnagiri Impex Pvt. Ltd. for registration immediately after sale / delivery.
10. The warranty is void unless you register the warranty card with Ratnagiri Impex Pvt. Ltd.
11. The decision of Ratnagiri Impex Pvt. Ltd., in settling the warranty is final in all respects.
12. All disputes are subject to Bangalore Courts Jurisdiction



ratnagiri impex
BRINGING YOU THE FUTURE TODAY

1st Free Service Coupon

ISO 9001-2008
CERTIFIED COMPANY

FREE SERVICE COUPON (30 Days / 20 hrs (Which ever is earlier))

Model
AM-16PP-Pro Knapsack Sprayer

Serial Number

PDI Date

Service No.

Purchase bill no.

Date

Dealer's Office Seal

- Operations:
- Check and Test the Fuel Mixture.
 - Check and Clean the Air Filter
 - Check, Clean and Adjust the Spark plug
 - Check and Adjust the Carburetor Tuning
 - Check and Sharpen the cutting Tools
 - Start and Check the Noise, Vibration, Loosen / Fasteners etc.
 - Product familiarization on Usage
 - Routine maintenance and Storage

Dealer Signature.....

Customer Signature.....

Conditions: Operations listed have been performed to my entire satisfaction without any labour charges. Only consumables were charged.



agriculture | horticulture | sericulture | plantations | forestry | garden | health care

WARRANTY AND FREE SERVICE COUPON



ratnagiri impex
BRINGING YOU THE FUTURE TODAY

2nd Free Service Coupon

ISO 9001-2008
CERTIFIED COMPANY

FREE SERVICE COUPON 60 Days/100 hrs (Which ever is earlier)

Model
AM-16PP-Pro Knapsack Sprayer

Serial Number

PDI Date

Service No.

Purchase bill no.

Date

Dealer's Office Seal

- Operations:
- Check and Test the Fuel Mixture.
 - Check and Clean the Air Filter
 - Check, Clean and Adjust the Spark plug
 - Check and Adjust the Carburetor Tuning
 - Check and Sharpen the cutting Tools
 - Start and Check the Noise, Vibration, Loosen / Fasteners etc.
 - Product familiarization on Usage
 - Routine maintenance and Storage

Dealer Signature.....

Customer Signature.....

Conditions: Operations listed have been performed to my entire satisfaction without any labour charges. Only consumables were charged.



agriculture | horticulture | sericulture | plantations | forestry | garden | health care

WARRANTY AND FREE SERVICE COUPON



ratnagiri impex
BRINGING YOU THE FUTURE TODAY

3rd Free Service Coupon

ISO 9001-2008
CERTIFIED COMPANY

FREE SERVICE COUPON 90 Days/200 hrs (Which ever is earlier)

Model
AM-16PP-Pro Knapsack Sprayer

Serial Number

PDI Date

Service No.

Purchase bill no.

Date

Dealer's Office Seal

- Operations:
- Check and Test the Fuel Mixture.
 - Check and Clean the Air Filter
 - Check, Clean and Adjust the Spark plug
 - Check and Adjust the Carburetor Tuning
 - Check and Sharpen the cutting Tools
 - Start and Check the Noise, Vibration, Loosen / Fasteners etc.
 - Product familiarization on Usage
 - Routine maintenance and Storage

Dealer Signature.....

Customer Signature.....

Conditions: Operations listed have been performed to my entire satisfaction without any labour charges. Only consumables were charged.




agriculture | horticulture | sericulture | plantations | forestry | garden | health care

WARRANTY AND FREE SERVICE COUPON



Small Maintenance. Big Savings.



Small Maintenance. Big Savings.




Small Maintenance. Big Savings.

Do's & Don'ts

- Always read the instruction manual supplied along with the equipments and understand the correct installation and operating procedures before attempting to use the equipments.
- It is important to use the personal protection equipments such as head helmet with visor, ear defenders, goggles, safety gloves, cut resistant shoes, trousers and jackets while operating potentially dangerous machines.
- Avoid untrained persons using the equipments. Children must not be allowed to handle these equipments.
- Always use genuine spares and accessories in repairs and usage to derive maximum life of the equipments.
- Always keep the equipments in good working condition to minimise loss of output as well as to reduce the pollution and save the environment.
- Do not use the machine within range of persons unless they wear protective clothing.
- Do not operate the machine when fatigued or under the influence of alcohol or drugs.
- When the machine is running, please maintain a constant water supply. Without water circulation will damage the sealing rings of the machine.
- For more query kindly contact for our Service Center/Dealer/ franchise

Agrimate Army For Pest Control

ANY WHERE - ANY TIME - ANY CROP




AGRIMATE[®]
Maximum Power - Super Economy

RATNAGIRI IMPEX PVT LTD
Annapurna House, #1/1G, 7th Cross, New Guddadahalli
Mysore Road, Bangalore-560 026
Customer Care: 1800-425-7475
email: customercare@ratnagiriimpex.com



Marketed by:
 **ratnagiri**[®]
impex
BRINGING YOU THE FUTURE... NOW

www.ratnagiriimpex.com

AN ISO 9001:2008 CERTIFIED COMPANY